



Accounting and ERP: Why choose Odoo? Comparative and key benefits

A preparatory guide to digital transformation



Table of contents

1. Introduction	3
1. Introduction to Odoo	6
2. Introduction to Nalios	7
2. Boost your accounting with Odoo: the key benefits	8
1. Integrated and modular solution	9
A. Integrated	9
B. Process automation	10
2. Legal and regulatory compliance	11
A. Multi-country management	11
B. Support legal obligations	11
C. Regular updates	11
3. Automation and Time Saving	12
A. Banking synchronization and automatic lettering	12
B. OCR recognition of invoices	12
C. Automated payment reminders	12
4. Powerful Reports and Analyses	13
A. Dynamic dashboards	13
B. Detailed accounting reports	13
C. Customization of Financial Statements Based on business needs	14
5. Multi-company and multi-currency management	15
A. Multi-company accounting consolidation	15
B. Multi-currency support	15
C. Customizable chart of accounts	15

6. Accessibility and security	16
A. Accessible from the cloud	16
B. Advanced access rights management	16
C. Secure archiving of accounting documents	16
7. Affordable and Scalable	17
A. Cheaper than traditional ERPs	17
B. Community version	17
C. Version one app free	17
D. Version Entreprise	17
E. Possibility to add modules	17
3. Odoo Accounting: the key features you need to know	18
1. The key features you need to know	19
A. Save time	19
B. Client and supplier accounts	20
C. Easily receive your payments	21
D. Pay the bills	21
E. Banks and cash	22
F. An easy conciliation	22
G. Legal statements	23
H. Analytical accounting	24
I. Accounting for active capital, expenses and revenues	24
J. Connect and integrations	25
2. How to start accounting in Odoo?	26
3. The legal obligations integrated in Odoo	31
A. Peppol (European e-invoicing)	31
B. Blackbox (Belgium – Certified cash register)	32
C. Intrastat (intra-EU trade declaration)	34
D. Sheet 281.5 and Statement 325	35
E. GDPR & Data Archiving	36

4. ERP Comparison: Winbooks – Sage – QuickBooks – Cegid – Winbooks	36
A. Odoo	38
B. Sage	40
C. QuickBooks	42
D. Cegid	44
E. Winbooks	46
5. ERP comparison: Summary	48
6. Even more resources to master Odoo!	49
7. Why choose Nalios to implement your accounting with Odoo?	50
A. Expert support for optimized accounting	50
B. Full integration with your other tools	51
C. Companies convinced by Nalios and Odoo Accounting	51
D. Training, support and continuous development	
4. Conclusion	52



CHAPTER 1

Introduction to Odoo and Nalios

1. Introduction to Odoo

In a world where digitalization is essential for business growth, having an efficient and flexible management tool is a real asset. Odoo, one of the most popular and innovative ERPs in the Belgian market, is distinguished by its modularity, ease of use and ability to adapt to the needs of SMEs as well as large companies.

With more than 12 million users worldwide and a presence in over 175 countries, Odoo offers a suite of applications covering all business needs: CRM, accounting, stock management, e-commerce, marketing, etc. Its ecosystem is supported by a large community of partners, who accompany companies in the implementation and optimization of Odoo.

2. Introduction to Nalios

Among these experts, Nalios stands out as a Gold Partner, a status that attests to its high level of expertise and customer satisfaction. In numbers, Nalios is:

- More than 250 Odoo projects implemented, with customers from various industries.
- More than 3,000 satisfied users with a solution tailored to their needs.
- 46 employees, including certified consultants' experts in Odoo implementation and optimization.
- 7 agencies spread across Belgium (Wallonia and Flanders), France (Lille), Switzerland (Lausanne and Geneva) and the French West Indies-Guyana, ensuring a local presence for close support.

Founded in 2020, Nalios is growing at an annual rate of 60%, reflecting its dynamism and commitment to its customers.

Thanks to its know-how, Nalios guarantees a smooth implementation and strategic support to maximize the productivity and profitability of its customers.

In this article, we will explore the key features of Odoo's accounting, the tangible benefits it offers to businesses and Nalios' strategic role in optimizing and achieving your digital transformation.



CHAPTER 2

Boost your accounting with Odoo: the key benefits

1. Integrated and modular solution

A. Integrated : Odoo is not only an accounting software, but also integrated with other modules such as sales management, purchasing, stock management, e-commerce or payroll.

Sales	Automatically create invoices for your customers from the customer order, tasks or delivery note.
Purchase	Check supplier invoices in just a few clicks. No need to save everything, they are offered by Odoo based on orders or pending deliveries.
E-commerce	Automatically report all your electronic transactions to your accounts: sales, payments, refunds, deliveries, etc.
Inventory	Work in continuous or periodic inventory valuation. Automatically create your accounting entries at the standard or average cost of FIFO.
Salary	Manage your payroll (wage and employer) and payments to social and tax agencies in a few clicks. Use SODA files to import payroll records into the payroll log.
Point of sales	Automatically report all your transactions and entries through journals dedicated to cash accounting.
Documents	Save all your documents as pdf and find them easily to sign, send or simply store.

Expense reports

Create the internal expense reports and save the accounting document (as employee refunds) quickly through the associated expense/charge account.

Timesheets / Project

Value and integrate the hours worked on projects into invoicing and cost accounting.

Manufacturing

Automatically record production costs (raw materials, labor, etc.) in cost accounting.

B. Process automation : Accounting entries are generated automatically from invoices, payments and orders.

INV/2025/00011

Client [David](#)

Date de facturation 03/02/2025

Adresse de livraison ⁷ [David](#)

Date d'échéance 03/02/2025

Journal

Factures clients

Lignes de facture	Écritures comptables	Autres informations			
Compte	Libellé	Débit	Crédit	Grilles de t...	
700000 Ventes en Belgique (marchandises)	TEST LBI	0,00 €	1,00 €	+03	Arrêté des comptes
451000 TVA à payer	21%	0,00 €	0,21 €	+54	
400000 Clients	+++000/0000/04040+++	1,21 €	0,00 €		
		1,21 €	1,21 €		

2. Legal and regulatory compliance

A. multi-country management :

Odoo Accounting supports more than 50 countries. Odoo's basic accounting implements accounting standards common to all countries (local and international accounting standards (IFRS, GAAP, PCG, etc.).

Country-specific modules exist for local specificities such as the chart of accounts, taxes or banking interfaces.

In particular, the Odoo accounting core supports:

- Anglo-Saxon accounting (US, UK and other English-speaking countries including Ireland, Canada, Australia and New Zealand) where costs of goods sold are reported when goods are sold/delivered
- European accounts where purchases are recorded on the date of the supplier invoice.

B. Support legal obligations:

- Electronic invoicing Peppol (Belgium, France, EU)
- VAT and OSS/IOSS declarations
- Export FEC (France), SAF-T (Poland, Portugal, etc.)
- Management of certified boxes (Blackbox - Belgium, etc.)

C. Regular updates to comply with new tax regulations.

3. Automation and Time Saving

A. Banking synchronization and automatic lettering :

Odoo makes banking lettering easy by synchronizing bank transactions from your bank directly into your bank account in Odoo. This means you can have a daily view of your cash without having to log in to your online bank or wait for your paper bank statements. Odoo speeds up banking lettering by automatically matching most of your synchronized statement lines to your accounting operations via lettering templates.

B. OCR recognition of invoices :

Odoo allows you to scan and automate the entry of customer invoices by extracting data (amounts, VAT, dates, etc.) thanks to AI reducing errors and processing time. However, it is essential to review and correct (if necessary) the information uploaded during scanning.

Odoo Enterprise users with a valid subscription receive free credits to test the OCR functionality before deciding to purchase more credits for the database. Find the prices [here](#).

Try it for free [here](#).

C. Automated payment reminders :

Odoo allows you to restart unpaid customer invoices based on a payment due date. Several levels of reminders are configurable (15j, 30j, registered letter, etc.).

SUIVI DES FACTURES

	15 jours	30 jours
Statut de la relance	Avec factures en retard	Factures en retard
Rappels	<input checked="" type="radio"/> Automatique	Envoyer
	<input type="radio"/> Manuelle	
Prochain rappel ?	10/02/2025	
Responsable ?	Louise Bierlaire	

4. Powerful Reports and Analyses

A. Dynamic dashboards :

Real-time view of cash and bank balance. Quick accessibility thanks to the late, unpaid and due invoices buttons.



B. Detailed accounting reports : downloadable in PDF or XLSX format.

Survey reports:

- Balance sheet
- Income statement
- Cash-flow
- General summary
- Automated tax returns: Odoo totals all accounting transactions for your tax period and uses these totals to calculate your taxes.
- VAT statement of intra-Community transactions

Audit reports :

- General Ledger
- Overall balance
- Audit of the journal

Partner reports:

- Customer/supplier balances
- Third party book

Management :

- Analysis of invoices
- Analytical report
- Expenses and revenue on advances
- Depreciation table
- Expenditure not accepted
- Loan analysis (since v18),

Belgium :

- Annual list of VAT clients
- Tax form 281.50
- View directly [here](#) our video tutorial Nalios.
- Open statements 325

You can access Belgium-specific reports by clicking on the book icon on a report and selecting its Belgian version: (BE).

Opérations	
Il A la sortie	
00 - Opérations soumises à un régime particulier	0,00
01 - Opérations soumises à la TVA de 6%	0,00
02 - Opérations soumises à la TVA de 12%	0,00
03 - Opérations soumises à la TVA de 21%	4.127,80
44 - Services intracommunautaires	0,00
45 - Opérations pour lesquelles la TVA est due par le cocontractant	0,00
46 - Livraisons intracommunautaires exemptées et ventes ABC	0,00
47 - Autres opérations exemptées et opérations effectuées à l'étranger	0,00
48 - Notes de crédit relatives aux opérations inscrites en grilles [44] et [46]	0,00

Other modules are available from the applications to be installed, such as intrastat reports, avatax or budget management.

C. Customization of Financial Statements Based on business needs :

There is a report generator that allows you to customize your own reports based on your own formulas.

5. Multi-company and multi-currency management

A. Multi-company accounting consolidation :

Odoo allows you to create your own consolidated accounting reports to aggregate the accounting entries of several consolidated companies, using the exchange rate method that you define on each consolidated account.

B. Multi-currency support :

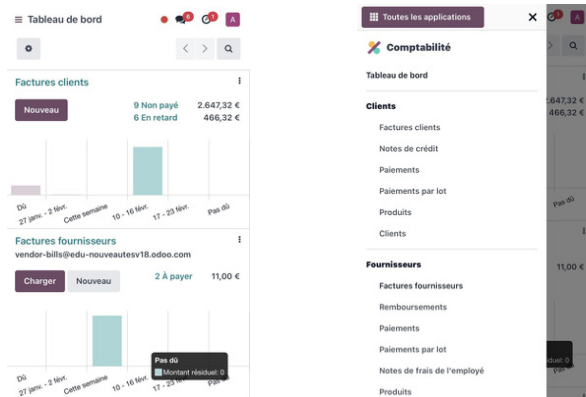
A multi-currency environment with an automated exchange rate to facilitate international transactions is available in Odoo. Each transaction is recorded in the default currency of the company. For transactions made in another currency, Odoo records both the value in the company's currency and the value of the transaction currency. Odoo generates foreign exchange gains and losses after lettering the accounting entries.

C. Customizable chart of accounts :

The country you select when creating your database determines which tax localization package is installed by default. This package includes a standard chart of accounts already configured according to the country's rules. You can use it directly or configure it according to your company's needs.

6. Accessibility and security

A. Accessible from the cloud : Available anywhere, on PC and mobile.



B. Advanced access rights management : Definition of roles and permissions per user.

Discover the different groups of accounting access rights (simple and technical):

<input type="checkbox"/>	Nom du groupe
<input type="checkbox"/>	Comptabilité / Administrateur
<input type="checkbox"/>	Comptabilité / Afficher les fonctionnalités de comptabilité - Lecture seule
<input type="checkbox"/>	Comptabilité / Basique
<input type="checkbox"/>	Technique / Comptabilité analytique
<input type="checkbox"/>	Comptabilité / Facturation
<input type="checkbox"/>	Comptabilité / Montrer les fonctions de comptabilité complètes
<input type="checkbox"/>	Technique / Stock Comptabilité automatique
<input type="checkbox"/>	Banque / Valider le compte bancaire

C. Secure archiving of accounting documents to comply with legal obligations (ex. retention 10 years in Belgium).

7. Affordable and Scalable

A. Cheaper than traditional ERPs

B. Community version (free)

C. Version 1 app gratuite (gratuite)

D. Enterprise version with technical and functional support and advanced features

E. Possibility to add modules according to the needs and that ensures a scalable solution



CHAPTER 3

Odoo Accounting: the key features you need to know

1. The key features you need to know

Odoo is a modern accounting software that allows you to work differently and no longer suffer the frustrations of slow interfaces, clutter of mailboxes and accumulation of data.

[Discover Odoo accounting.](#)

[Discover all the features here.](#)

A. Save time

Features	Description
International accounting	Configuration for different countries with adjustment of taxes, tax positions, etc.
IA scanning of invoices	Automatic encoding of invoices from PDF or image files.
Multi-company management	Management of several companies under a single subscription with data consolidation.
Mobile application	Use on iOS and Android with low data transfer rates.

B. Client and supplier accounts

Features	Description
Sales credit limit	Alert when creating invoices for customers exceeding their credit limit.
Attractive invoice templates	Customise invoices with different colours and fonts.
Automatic draft invoice	Instant creation of invoices based on orders, subscriptions, etc.
Credit notes and repayments	Create credit notes directly from customer or supplier invoices.
Support for multiple currencies	Automatic currency conversion with daily exchange rate updates.
Overview of journal entries	Detailed monitoring of entries by type of journal (purchases, sales, bank, etc.)

C. Easily receive your payments

Features	Description
Online payment	Integration with platforms such as Paypal, Stripe, etc.
Payment by QR code	Easy payment via QR code on invoices.
Customer portal	Customers can view and pay their bills and manage their subscriptions.
Automated tracking	Automatic reminders by email, SMS or letter for receivables.
Direct payments	SEPA Direct Debit for secure automated payments.

D. Pay the bills

Features	Description
SEPA payments	Direct debit via SEPA to pay suppliers.
Batch transfers	Simplified multiple payment for several suppliers.
Cheque printing	Collective printing of supplier cheques.

E. Banks and cash

Features	Description
Synchronising bank statements	Automatic import of Odoo bank statements.
Cash desk management	Tracking of cash transactions with initial and final balances.
Importing account statements	Import bank statements in various formats (.OFX, .CSV, etc.)

F. An easy conciliation

Features	Description
Automated bank reconciliation	Fast reconciliation of 95% of banking transactions.
Manual reconciliation	Manual clearing of payments and invoices.
Managing late payments	Partial or full reconciliation of overdue invoices and payments.

G. Legal statements

Features	Description
Tax returns	Tax reports in line with local requirements.
Tax audit report	Verification and audit of tax reports for the company.
Taxation of cash accounting	Management of tax returns based on cash accounting.
Billing threshold	Define a threshold below which invoices are not posted.
Detailed and dynamic surveys	Accounting changes visible in real time for auditing purposes.
Advanced tax management	Handles complex calculations (exemptions, multiple taxes, etc.)

H. Analytical accounting

Features	Description
Budget monitoring	Comparison between budget and actual performance.
Analytical account hierarchy	Structuring analytical accounts by project, department, etc.
Analytical distribution	Instant creation of analytical breakdowns on invoices.
Multiple plans	Management of several analytical plans with customised axes.
Mass modification	Quick mass modification of analytical entries without having to open each invoice.

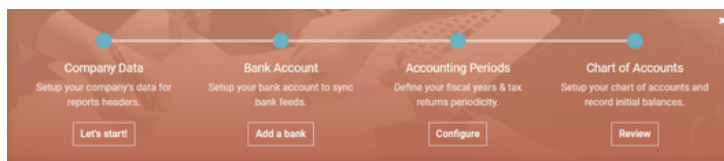
I. Accounting for active capital, expenses and revenues

Features	Description
Monitoring assets and depreciation	Asset depreciation management with automatic entries.
Deferred income and expenses	Management of recurring income and expenditure over several periods.

J. Connect and integrations

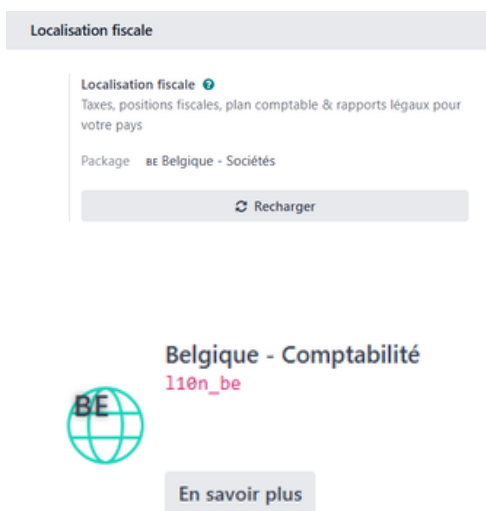
Features	Description
Web Service API	Integration with external applications via the API.
Flexible import-export	Data import/export tool (.CSV, .OFX files, etc.)
TaxCloud integration	Automatic, real-time tax calculation for the United States.

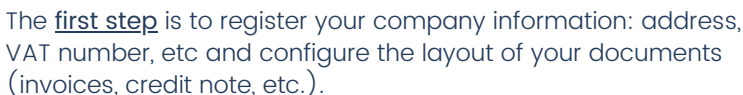
2. How to start accounting in Odoo?



There are onboarding banners that let you see the steps that will help you take advantage of your Odoo billing and accounting applications.

Remember to choose your tax position in the configurations first. This will install the selected country module from the applications.





27

- The second step is to configure your accounting logs and add a bank account and synchronize your bank with Odoo in order to automate as much as possible the banking flows:

Nom du journal
Banque

Type ? Banque

Pièces comptables Paiements entrants Paiements sortants Paramètres avancés

INFORMATIONS COMPTABLES		NUMÉRO DE COMPTE BANCAIRE	
Compte bancaire	550001 Banque	Numéro de compte	BE21 0016 3761 2503 - Belfius
Compte d'attente ?	499000 Comptes d'attente	Banque	Belfius
Compte de profit ?	757100 Différences de paiement positives	Provenance des relevés bancaires ?	<input type="radio"/> Indéfini pour le moment
Compte des pertes ?	657100 Différences de paiement négatives		<input type="radio"/> Manuel (ou importer CAMT, CODA, CSV, JPEG, OFX, PDF, PNG, XLS, XLSX)
Séquence de paiement dédiée ?	<input checked="" type="checkbox"/>		<input checked="" type="radio"/> Synchronisation en ligne
Code ?	BNK1		

- The third step is to define the essential configurations for a good accounting operation, in particular the period of your tax year:

Périodes fiscales

Exercice fiscal Dernier jour Décembre ▾ 31	Date de basculement comptable Les factures jusqu'à cette date ne seront pas prises en compte comme écritures comptables.
<input type="checkbox"/> Exercices fiscaux Définir des exercices fiscaux de plus ou de moins d'une année	<input checked="" type="checkbox"/> Rapports dynamiques Naviguer facilement à travers les rapports et voir ce qui se cache derrière les chiffres

- The last step requires to revise the accounting plan installed by default through your tax localization package but also to configure taxes, tax positions, periodicity of the tax return, etc.

Import comptable

Configuration initiale

Choisir comment vous souhaitez configurer votre plan comptable

- **Reviser manuellement** (soldes de fin d'exercice)
- **Import** (pour l'historique complet)

Taxes

Taxes par défaut

Taxes utilisées par défaut lors de la création de nouveaux produits.

Taxe de vente 21% ▼ →
Taxe d'achat 21% M ▼ →
Prix ① Hors taxes

Méthode d'arrondi

Définir comment le montant total des taxes est calculé sur les commandes et factures

- ☒ Arrondir à la ligne
- ☐ Arrondir globalement

Périodicité de la déclaration d'impôt

À quelle fréquence la déclaration de revenus doit-elle être effectuée

Périodicité mensuel ▼
Rappel 7 jours après la période
Journal Opérations diverses ▼ →

→ **Configurer vos comptes de taxes**



Vente à distance intracommunautaire UE

Appliquer la TVA du pays de l'UE auquel les biens et services sont livrés.

Finally, it is also necessary to:

- Configure email templates (sending invoices, credit notes, etc.)
- Set up terms and conditions on invoices
- Configure payment terms
- Set up client reminders
- Enable foreign currency if necessary
- Set accounting access rights for users
- Import the accounting opening balance (old balance customers and suppliers)
- Import opening balance sheet

Other configurations can be set up but are not required to go into production:

Enable OCR (IA to auto-complete supplier invoices)

- Set up lettering templates to facilitate reconciliation and automate the process
- Set up cost accounting
- Import assets and manage current depreciation
- Configure the categories of non-allowable expenses
- Implement intra stat
- Manage deferred revenue
- ...

3. The legal obligations integrated in Odoo

The integration of the accounting module allows to meet legal obligations in accounting. The obligations vary according to the country and the tax regulations in force.

A. Peppol (European e-invoicing)

- What is it? The Peppol network ensures the exchange of documents and information between companies and government authorities. It is mainly used for electronic invoicing and its access points (connectors to the Peppol network) allow companies to exchange electronic documents
- Odoo is a certified access point for billing electronic transactions (send and receive electronic invoices compliant with the Peppol format (Peppol BIS Billing 3.0) without having to send invoices by e-mail or mail.
- Countries concerned : Belgium, France, Germany, the Netherlands, Italy, Norway, etc.
- From 1 January 2026, it will even be mandatory for any B2B company in Belgium to send its electronic invoices via the Peppol network.

B. Blackbox (Belgium – Certified cash register)

- What is it? In Belgium, some sectors (e.g. horeca) exceeding a certain annual turnover (€25,000) must use a certified cash register (SCE) with a "Blackbox" to guarantee the tax registration of sales. Specifically, a hash (unique code) is generated for each POS order and added to its receipt. This allows the government to verify that all revenues are reported.
- You must provide yourself a "blackbox" on Boïtenoire.be with the FDM certificate number BMC04 which is the only one supported by Odoo (/! not of the brand Retail Innovation). You must also ensure that you have the following hardware: an RS-232 serial null modem cable via FDM, an RS-232 serial to USB adapter via FDM, an IoT box (virtual or not) and a receipt printer (networked).
- When you take the IOT box in the Odoo contract, Odoo offers you one (you pay for the subscription for the IoT but the box itself is offered by Odoo). Star printers do not always work.
- As a reminder, printers compatible with Odoo are those with the following communication protocols:
 1. With IoT – ESC/POS (USB, Ethernet or Wifi)
 2. ePOS (USB connectivity). For example: Epson TM-M30II often
- The Odoo POS system is certified for major database versions (starting with version 14) hosted on Odoo Online, Odoo.sh, and On-Premise.
- The Blackbox (FDM – Fiscal Data Module) records all transactions to prevent tax evasion.
- Country concerned: Belgium.

Restrictions: no longer possible to :

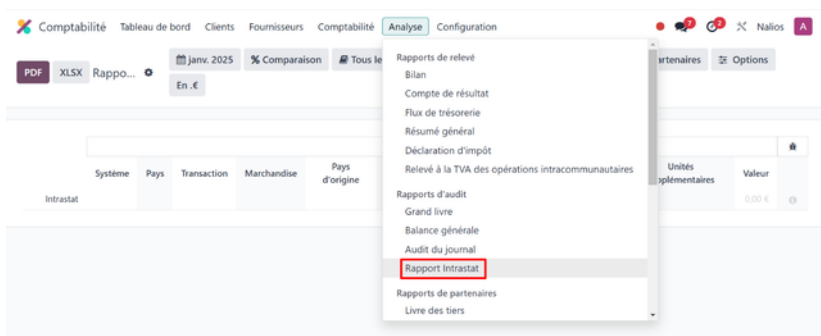
- Use global discounts
- Use the loyalty programs
- Print receipts
- Change prices on order lines
- Change or remove order lines from point of sale orders
- Sell products without a valid VAT number
- The use of online payments is not certified (for QR + Order Menu as well as for Self-Order)
- Use custom units of measurement (UoM)
- Use a point of sale that is not connected to an IoT Box. If you set up a POS to work with a black box, you can't use it without it

Remember to register as a Food and Beverage Manager on the Federal Public Service Finance.

Odoo will also have to register the BlackBox on the SPF website but you must still apply for it with Odoo by creating a ticket at support : [check this link](#)

C. Intrastat (intra-EU trade declaration)

- What is it ? Intrastat is the system used for producing statistics and collecting data on trade in goods within the European Union. It collects data on:
 1. Commercial transactions of goods intended for use, consumption, investment or resale involving a change in ownership;
 2. Movement of goods without change of ownership (e.g. movement of stock or movements of goods before or after work on order and after maintenance or repair);
 3. Les retours de marchandises.
- Obligation to report intra-EU trade transactions if you exceed certain thresholds (import/export of goods or services).
- Reports in Odoo in the format required by the Belgian authorities.



All the information related to Odoo is [here](#) (Transaction code, commodity code, region code, etc.)

D. Sheet 281.50 and Statement 325

- What is it ? Each year, companies must report certain expenses (commissions, fees, benefits) via Belcotax with a tax sheet 281.50. To do this, the 281.50 label must be added to the contact sheet of all entities covered by the 281.50. In addition, certain information must be encoded: street, postal code, country, telephone number and VAT or national registry number.
- Then, depending on the nature of the expense, add the corresponding 281.50 label to the impacted accounts.

The screenshot shows a contact form for 'Azure Interior'. At the top right, there are three tabs: 'Due' (31,750.00 €), 'Invoiced' (31,750.00 €), and 'Partner ...'. Below these, there are radio buttons for 'Individual' and 'Company' (selected). The company name 'Azure Interior' is displayed. The address is 'Rue de Paris, 687', '70123', 'Paris', 'France'. The VAT is 'FR12345678901'. The phone number is '70123', the mobile is '70123', the email is 'azure.interior24@example.com', and the website is 'http://www.azure-interior.com'. The 'Tags' section shows '281.50' with a red 'x' icon. At the bottom, there are four tabs: 'Contacts & Addresses', 'Sales & Purchase', 'Accounting', and 'Internal Notes'.

- You can then create a statement 325 from the Accounting Analysis and download the statement in PDF as well as the sheets 281.50 in PDF format but also XML.

The screenshot shows the 'Créer XML des fiches 281.50' interface. At the top, there are three tabs: 'Créer XML des fiches 281.50', 'Créer PDF du relevé 325', and 'Créer PDF des fiches 281.50'. The 'Brouillon' (Draft) button is highlighted. The form contains the following fields:

- Expéditeur: Nalios
- Débiteur: Nalios
- Année de référence: 2025
- Test Form: ☒
- Type d'envoi: Envoi original
- Type de traitements: Original
- Total des fiches 281.50: -2,000.00

Numéro national	Nom du partena...	Commissions	Frais	ATN	Frais exposés	Total	Montant payé
	Nalios	0,00	-2,000.00	0,00	0,00	-2,000.00	0,00

The 'Ouvrir' (Open) button is visible next to the 'Montant payé' column.

Find out how with this [Nalios' video](#)

E. GDPR & Data Archiving

- What is it? Compliance with GDPR rules for the protection of personal data.
- Integration of Belgian tax specificities such as the accounting plan in accordance with the PCMN.
- Digitization and secure storage (possibility to archive accounting records) of accounting documents, ensuring their accessibility and integrity over the legal retention period (10 years since 2022)
- Control access to data with specific permissions..

4. ERP Comparison: Winbooks – Sage – QuickBooks – Cegid – Winbooks?

The choice of an accounting software is strategic for any business. It must not only meet local tax requirements, but also offer automation tools, reporting and integration with other management processes (sales, purchases, inventory, etc.).

In this comparative table, we analyzed the main accounting features of Odoo, Sage, QuickBooks, Cegid and Winbooks on several essential criteria.

It is important to note that while all of these solutions offer similar functionality, their implementation, usability and scalability may vary. For example, Odoo offers a modern and intuitive interface with seamless integration between its modules, which can be an advantage for companies looking for a flexible and scalable solution.

Generally speaking, Odoo is the only one to be modular (Sage, Quickbooks, Winbooks and Cegid being accounting software only).

For a more detailed analysis tailored to your specific needs, it is recommended to consult the official websites of each software or contact their sales representatives.

A. Odoo

Features	Odoo
VAT return	Automated with online calculation and filing
Gestion multi-pays et multi-devises	Multi-country and multi-currency management
Electronic invoicing	Integrated with Peppol, UBL and PDF formats
Automated bank reconciliation	Automated with machine learning and sorting rules
Optical character recognition (OCR)	Yes, via integrated module (scanned documents)
Dashboards and advanced reporting	Real-time reporting, customisable KPIs
Multi-country chart of accounts	Multi-country chart of accounts
Blackbox (Taxation Belgium)	Yes, complies with Belgian legal requirements
Automated customer reminders	Yes, configurable with automatic reminders
Integration with other modules	Native with CRM, sales, inventory, HR, etc.

Features	Odoo
Financial predictions	Integrated AI for cash flow forecasting
Bank synchronisation	Direct connection with European banks
Importing automatic statements	OFX, QIF and CSV formats supported
Integrated supplier payment	Yes, SEPA file generation

B. Sage

Features	Sage
VAT return	Yes, advanced management according to local standards
Multi-country and multi-currency management	Multi-currency management, but complex configuration
Electronic invoicing	Yes, but it depends on the version and country
Automated bank reconciliation	Yes, with manual settings
Optical character recognition (OCR)	Yes, but often via a chargeable external module
Dashboards and advanced reporting	Advanced tools requiring configuration
Multi-country chart of accounts	Yes, but country-specific configuration required
Blackbox (Taxation Belgium)	Available for Belgian versions
Automated customer reminders	Yes, with configurable retry rules
Integration with other modules	Complementary modules but variable integration

Features	Sage
Financial predictions	Yes, but especially for large companies
Bank synchronisation	Compatible with many banks
Importing automatic statements	Various formats depending on the bank
Integrated supplier payment	SEPA payments and managed transfers

C. QuickBooks

Features	QuickBooks
VAT return	Yes, but limited for complex businesses
Multi-country and multi-currency management	Available but not very flexible
Electronic invoicing	Yes, with e-bill integration
Automated bank reconciliation	Semi-automatic depending on bank
Optical character recognition (OCR)	Yes, but limited to supplier invoices
Dashboards and advanced reporting	Standard reports, little customisation
Multi-country chart of accounts	Limited, focused on US and UK standards
Blackbox (Taxation Belgium)	No, not compliant with Belgian requirements
Automated customer reminders	Yes, but limited to simple reminders
Integration with other modules	Connectivity with third-party apps



Features	QuickBooks
Financial predictions	Simple, with trend graphs
Bank synchronisation	Yes, but depending on the country and the bank
Importing automatic statements	Standard import without advanced recognition
Integrated supplier payment	Possible but not fully automated

D. Cegid

Features	Cegid
VAT return	Complete management of tax returns
Multi-country and multi-currency management	Optimised for large international companies
Electronic invoicing	Compatible with Chorus Pro and e-invoicing
Automated bank reconciliation	Automatisé avec catégorisation intelligente
Optical character recognition (OCR)	Automated with intelligent categorisation
Dashboards and advanced reporting	Detailed and compliant financial reporting
Multi-country chart of accounts	Very complete, complies with tax obligations
Blackbox (Taxation Belgium)	Yes, compatible with tax requirements
Automated customer reminders	Automated, with the option of customisation
Integration with other modules	Compatible with other Cegid ERPs

Features	Cegid
Financial predictions	Advanced financial modelling
Bank synchronisation	Advanced synchronisation for businesses
Importing automatic statements	Automated import with categorisation
Integrated supplier payment	Supplier payment management tools

E. Winbooks

Features	Winbooks
VAT return	Managing Belgian and European VAT
Multi-country and multi-currency management	Suitable for SMEs in Belgium
Electronic invoicing	Yes, with e-bill format for Belgium
Automated bank reconciliation	Automated, but requires manual configuration
Optical character recognition (OCR)	OCR available as an option
Dashboards and advanced reporting	Customisable accounting dashboards
Multi-country chart of accounts	Adapted to Belgian and European requirements
Blackbox (Taxation Belgium)	Native for Belgian companies
Automated customer reminders	Automatic reminders and penalty management
Integration with other modules	Accounting and sales management integration

Features	Winbooks
Financial predictions	Financial simulation tools
Bank synchronisation	Synchronisation with Belgian banks
Importing automatic statements	Compatible with European banks
Integrated supplier payment	SEPA payment and due date management

5. ERP comparison: Summary

- Odoo : Very complete, flexible and modern, with strong automation and smooth integration with other modules (sales, stock, CRM).
- Sage : Solid, but often requires add-ons for some advanced features.
- QuickBooks : Simple and effective for small businesses, but limited on European taxation.
- Cegid : Very powerful for large companies, but more complex to set up.
- Winbooks : Specialized for Belgium, well suited to local SMEs, but with less automation than Odoo.

Odoo stands out for its advanced automation, integrated AI for financial forecasting and interconnectivity with other business processes.

The initial technical settings of Odoo may seem less intuitive than those of QuickBooks for example, but it can be simplified with a good accompaniment.

In terms of learning curve, Odoo is more complete but also more complex to master than a specialized software like Winbooks, which is more focused on pure accounting.

Thanks to Nalios' expertise and e-learning content, learning and system deployment can be significantly accelerated.

6. Even more resources to master Odoo!

Don't stop there! Many resources are at your disposal to help you master Odoo more quickly and efficiently.

- Our YouTube channel: clear and dynamic videos to learn easily.
- [@Nalios](#) and our [cours e-learning](#) online
- Our online articles: detailed guides and practical tips to optimise your use of Odoo (in French, Dutch and English).
- Discover our other [white papers](#)
- Our events: meet the experts, talk to the community and find out about the latest live news.
- [Discover them here!](#)

7. Why choose Nalios to implement your accounting with Odoo?

Managing accounting effectively is essential to ensuring the financial health and growth of a business. The implementation of Odoo Accounting with the support of Nalios allows you to optimize and automate your accounting processes, while ensuring compliance with regulations.

A. Expert support for optimized accounting.

Nalios supports companies for a smooth and personalized integration of Odoo. Thanks to their accounting expertise, they help:

- Automate accounting entries (customer/supplier invoices, bank reconciliations, VAT, etc.).
- Save time by reducing manual entries and simplifying accounting closing.
- Ensure legal and tax compliance, through an implementation adapted to local obligations.
- Generate clear and accurate financial reports for better decision making.

B. Full integration with your other tools

Odoo accounting does not work in silos. Nalios ensures that your accounting is fully integrated with your other modules (sales, purchasing, stock, project management, etc.), allowing:

- A real-time view of your cash and finances.
- A smooth and centralized invoicing, with an efficient follow-up of payments and customer reminders.
- Simplified cost-effectiveness management by project or cost centre.
- An automatic synchronization between accounting and inventory management, with a real-time valuation of incoming and outgoing goods (FIFO, LIFO, average cost, etc.), facilitating the management of margins and accounting entries.

C. Companies convinced by Nalios and Odoo Accounting

Many companies have trusted Nalios to optimize their accounting management:

- DD Engineering: Successful transition from Salesforce to Odoo, with integrated and automated accounting improving operational efficiency.
- Colona: Complete digitalization of internal processes, ensuring optimized accounting follow-up.
- DNP Concept: Improved accounting and financial management with Odoo, facilitating growth.

D. Training, support and continuous development

Nalios does not just implement Odoo accounting. They also train your teams for fast and efficient software adoption and provide responsive support when needed.



CHAPTER 4

Conclusion

Conclusion

In this white paper, we explored the key features of the Accounting app, highlighted the critical points of attention for a successful implementation and shared best practices.

Thanks to these elements, you now have all the cards in hand to start your Odoo project on a good basis and optimize the management of your business.

However, each project is unique, and personalized support can make the difference in the quality of your implementation to obtain a solution that is truly tailored to your needs.

If you would like to discuss your project and benefit from the advice of our experts, we would be happy to discuss it with you.

Make an appointment now with a Nalios consultant:

[Book a call](#)

See you soon to build together your digital transformation with Odoo!



Your Odoo Experts

For more information, visit
naliOS.com

If you have any questions :
info@naliOS.be

Our YouTube channel :



www.naliOS.com